

Wilkes-Barre Wyoming Valley Airport (WBW) is a general aviation airport located approximately three miles north of Wilkes-Barre and 10 miles south of Scranton. The airport offers a welcoming environment to its visitors along with numerous restaurants within walking distance that attracts numerous out-of-state visitors. The airport's flight school has been recognized as one of the top flight schools in the United States by the Aircraft Owners and Pilots Association (AOPA) for several years and trains students from nearby universities such as Marywood University. The airport also experiences considerable demand for its hangars and its maintenance operation. The airport accommodates elevated levels of general aviation traffic not just from its flight school but also from individual pilots and medical helicopter flights due to the ease and convenience of operating and fueling at the airport. With its strong foundation and a new upcoming Master Plan Update, the airport is well-positioned for a successful future.



*This airport is classified as a Basic Airport in Pennsylvania's State Aviation System Plan and is eligible to receive federal funding from the FAA.*

## About the Airport

**CITY:** Wilkes-Barre

**COUNTY:** Luzerne

**OWNERSHIP:** Public

**PENNDOT DISTRICT:** 4

**PRIMARY RUNWAY:** 7/25, 3,375'



## WBW Economic Impacts



**9 JOBS**



**\$456,200**



**\$1,270,700**

## Key Airport Activities



**Sightseeing**



**Corporate/  
Business Activity**



**Air Charter**






**Aerial  
Advertising/  
Banner Towing**




**Career Training  
and Flight  
Instruction**


# Wilkes-Barre Wyoming Valley Airport's Economic Impact


	 Employment	 Payroll	 Output
On-Airport Activity	3	\$187,000	\$502,400
Commercial Service Visitor Spending	0	\$0	\$0
General Aviation Visitor Spending	2	\$61,800	\$163,900
<b>Total Direct Impacts</b>	<b>6</b>	<b>\$248,800</b>	<b>\$666,300</b>
<b>Total Multiplier Impacts</b>	<b>3</b>	<b>\$207,400</b>	<b>\$604,400</b>
<b>Total Impacts</b>	<b>9</b>	<b>\$456,200</b>	<b>\$1,270,700</b>

Note: Totals may not sum due to rounding. Sources: Calculations using IMPLAN, 2019, 2020; Kimley-Horn, 2022.

## Economic Impact Categories

 **Employment:**  
The total number of persons employed that are associated with business revenues and payroll, regardless of whether they are full-time or part-time.

 **Payroll:**  
Total employment compensation including wages and other benefits (e.g., health care insurance payments, retirement contributions, etc.)

 **Output:**  
Includes expenditures needed to administer airports, sales of goods and services by airport tenants, budget expenditures by public sector agencies located on airports, cost of capital expenditures, visitor spending in Pennsylvania's hospitality-related sectors, and sales enabled by air cargo services. This is also referred to as "business revenues" or sales.

**Direct Impacts:** Initial impacts that occur on- and off-airport, such as airport operations, construction, airport tenants, visitor spending, and more.

**Multiplier Impacts:** Includes "indirect" and "induced" impacts generated when portions of direct revenues are used to purchase goods and services from PA businesses and when workers re-spend their income in the state.

### Total Statewide Aviation Impacts

The statewide economic impact of Pennsylvania's airports consists of two major categories: On-Airport Activity and Off-Airport Activity. Together, they account for approximately **\$34.2 billion in economic impact for Pennsylvania.**



### On-Airport and Nearby Activity

Impacts related to the activity of airport administration, business tenants, and capital improvements on airports.

**\$19.2 BILLION**

### Off-Airport Activity

Impacts related to out-of-state visitor spending at both commercial service and general aviation airports.

#### Commercial Service Visitor Spending

Impacts related to spending by out-of-state visitors arriving to stay in Pennsylvania via the state's commercial service airports.

**\$14.7 BILLION**

#### General Aviation Visitor Spending

Impacts related to spending by out-of-state visitors arriving to stay in Pennsylvania via the Commonwealth's general aviation airports.

**\$213.9 MILLION**

### Total Output of Other Aviation-Related Impacts in Pennsylvania

**Off-Airport Aerospace Manufacturing**

**\$8.7 BILLION**

**Off-Airport Air Cargo**

**\$1.1 BILLION**

**Off-Airport Private Hospital Helicopters**

**\$150 MILLION**